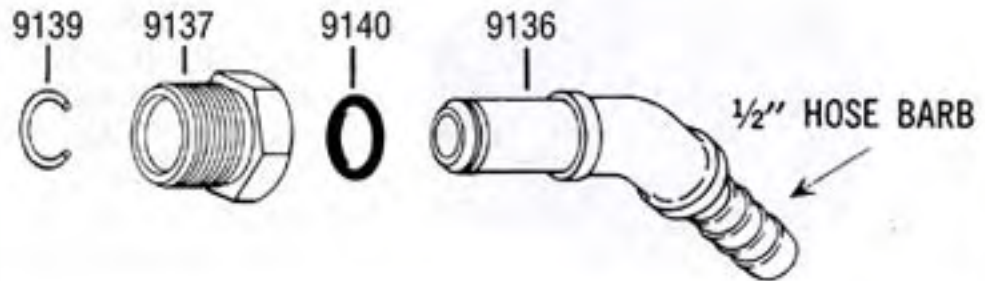


# AIR INLET SWIVELS

NUT  
SPECIFICATIONS  
**7/8" -24 THD.**

Swivel will fit any Chipping  
Hammers.

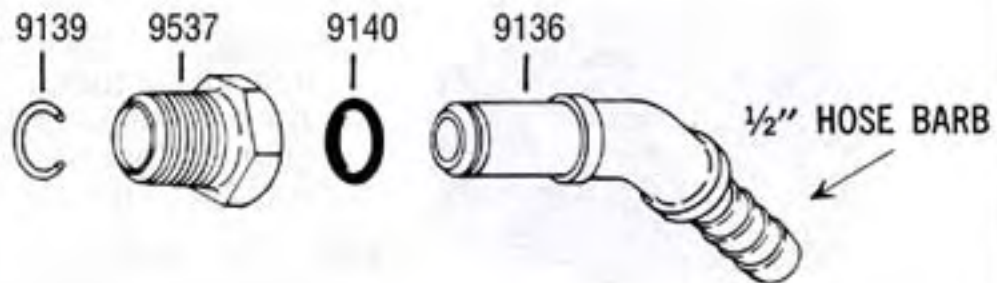
**9135**



NUT  
SPECIFICATIONS  
**1/2" PIPE THD.**

Swivel will fit any 1/2" pipe  
(female) inlet. (CRB-11,  
CRB-8, CRB-9A, CBT-6)

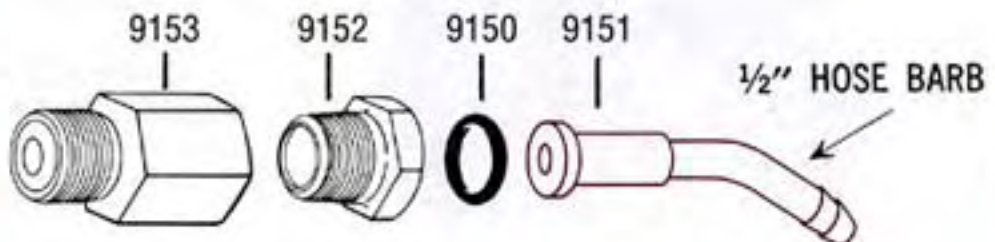
**9635**



NUT  
SPECIFICATIONS  
**3/8" PIPE THD.**

Swivel will fit any Chipping  
Hammers.

**9135-S**



NUT  
SPECIFICATIONS  
**3/4" PIPE THD.**

Swivel will fit any 3/4" pipe  
(female) inlet (CA7A)

**9835**

